

Primary

Individual Teaching Material

Ages 6-9

Year B, First Quarter 2021



A Supplementary Sabbath School Resource for Leaders/Teachers of Primary

GraceLink Sabbath School Curriculum

**Primary Lesson 1
Bible Study**

1. Read Genesis 9:1, then answer the questions.

1.1. What did God tell Noah and his family to do after the Flood? Answer:

2. Read Genesis 11:1 - 9, then answer the questions that follows:

2.1. Why did the people want to build a tower? Answer:

**2.2 What did God want them to do ?
Answer:**

2.3 Were they doing as God has asked? Answer:

**2.4 What did God do about that?
Answer:**

Primary Lesson 2
Bible Study

Read Genesis 12:1-7.

Then read Hebrews 11:8-12

Answer the following questions:

1. Name the city where Abraham started the journey.

Answer:

2. What do we call the country that God promised Abraham?

Answer:

3. Who went with Abraham?

Answer:

4. Why did they not go straight to Canaan by the shortest route?

Answer:

5. Did God keep His promise to Abraham? (Read Hebrew 11:12)

Answer:

6. What did Abraham do that God wants us to do?

Answer:

7. What will you do when God asks you to serve

Him? Answer:

Primary Lesson 2
Applying the Lesson: Listen and Serve

How do these sounds remind us to serve God?



A Bird call



Raindrops



Cat or dog



Siren—ambulance/police vehicle



Child crying



Parent speaking:
“Time to brush your teeth.”

Primary Lesson 3 Sharing the Lesson: Neighbourly Love

Share your Neighbourly Love Certificate with your neighbour or someone else.
Ask them what you can do to help them, then decide together when you will do it.

NEIGHBOURLY LOVE CERTIFICATE

“Serve one another in love.” Galatians 5:13, NIV.

This certificate is good for one of the following gifts of love (Choose from the list below)
_____ plus a hug. *This service will be performed without charge, at
your convenience. _____

Signature _____

Date _____

* Say a memory verse
* Carry groceries
* Sweep the walkway
* Walk the dog
* Sing a song
* Take out trash
* Rake the leaves
* Draw a picture
* Payable on demand

Primary Lesson 3
Applying the Lesson: What Can You Do?

Read the following scenarios and think of a solution to share with the Class.

1. Your neighbour is sick. Their yard is getting overgrown. How can you serve them?

2. Your neighbour wants to give you some money for taking care of their dogs while they are away. What can you do?

3. A new person has joined your class. Others are not including them. You don't want to stand out from your friends; they might laugh at you. What can you do?

4. Your parents have been at work all day. Now at home, they are working hard to get everything ready for Sabbath. What can you do?

5. Your grandparents sent you some money for your birthday. How can you show your thanks to God?

Primary Lesson 4
Experiencing the Story:

Pita Dough

500gr cake flour (3½
cups) 5 ml salt
10ml instant yeast
10ml sugar
300ml warm water
30ml oil

Method:

Sift dry ingredients. Add water and oil. Knead until smooth ±15 min. Coat dough lightly with oil and leave to rise ±1 hour. Knead down. Divide into 8 pieces and roll balls on a flour covered surface. Roll out from the centre. Turn over and roll out again—4 times. Leave on floured surface to rise again ±10 min.

Heat oven to 200°C.

Place on warm baking sheet in oven and bake for ±7-10 min. Just bake 2 pita loaves at a time. Pitas must still be light but must rise out in the centre. Cover with damp cloth until cold.

Primary Lesson 4
Bible Study

Read the following references in the Bible. One to each group.
Discover what the message from God was and who delivered it to whom.

Exodus 7:27

2 Samuel 12:7-10

Acts 2:14-21, 41

Acts 8:26-35

Acts 9:10-19

Primary Lesson 4
Applying the Lesson: Prayer Promise

Think of two people you know that you want to “speak out for”. This is called “intercessory prayers,” because we are asking God to intercede, to help them in a special way. On both of your prayers pledge papers, write that person’s name and what you want God to do for them.

Because I care about _____ I promise to pray every day
and ask God to show His love for them too. I want God to _____
. I believe God will hear my prayer because He cares about my friend too.



Signed: _____

Date: _____

Because I care about _____ I promise to pray every day
and ask God to show His love for them too. I want God to _____
. I believe God will hear my prayer because He cares about my friend too.





Signed: _____

Date: _____

Primary Lesson 5
Prayer: Raindrop Prayer

Write on the raindrop, one thing God has done and a small prayer request on the cloud.




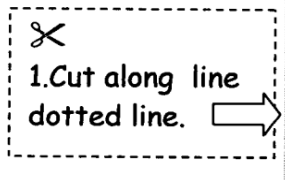
Primary Lesson 6
Applying the Lesson: Giving God Credit

Think of ways that you excel in the nine categories. For example:
Friendship— I smile a lot, I help people, etc.


Music	School	Friendship
Fun Person	Clothes	Family
Helpfulness	Sports	Computer Skills

Primary Lesson 6
Sharing the Lesson: Nothing can Stop the Lord

Doorknob to celebrate the message of 1 Samuel 14:6




Primary Lesson 6
Sharing the lesson: Nothing can Stop the Lord



Primary Lesson 7
Readiness Activities B: Sheep Make

Glue cotton balls to the sheep pattern. Write your name on the inside.



**Primary Lesson 7
Bible Study**

The Bible has many verses that tell us how God takes care of us, His sheep. Let's look in our Bible to find some of them. Discuss the meaning of each verse as it is read.

Psalm 100:3

Isaiah 53:6

Ezekiel 34:11

John 10:27

1 Peter 2:25

Primary Lesson 8
Applying the Lesson: What Will You Do?


Here are some situations in which you might find yourself. How might you act to help others understand that with God everyone is a winner?

1. Your teacher asks you to pick classmates for a soccer team. You already have some good players. It is your turn to choose again. You see a classmate that is not good at sports and is always picked last. If you pick that person, the others might be angry. What will you do? Why?

2. Your mother helps you bake some cookies. You plan to share some with your friends. Your brother comes in and wants some to share with his friends. What do you say to him? Why?

3. You win a prize for your essay and receive a box of chocolates. You plan to take them home and eat them all yourself. A class-mate also entered an essay, but did not receive a prize. What would you do? Why?

Primary Lesson 8
Sharing the Lesson: I'm a Winner



Primary Lesson 9
Bible Study

The Bible has many verses about rocks. Read the following texts.


Exodus 17:6	
Exodus 33:21-23	
Numbers 20:8	
2 Samuel 22:2	
Psalms 18:2	
Psalms 40:2	
Isaiah 26:4	
Matthew 16:18	

Primary Lesson 10
Applying the Lesson: Top Five

List the five things that scare you the most.

MY TOP FIVE FEARS	TOP FIVE FEARS FOR MY AGE GROUP

Primary Lesson 10
Sharing the Lesson: No Fear Pennant
Decorate and cut the heart along the outside lines.



Primary Lesson 11
Readiness Activity A: Thank you in Any Language

There are many ways to say “Thank You” in actions and in words.
Let’s try to say “Thank You” in some other languages.

English	Thank you
Bernese	Tremacassi
Spanish	Gracias
Hindi (India)	Dhan-nya-wadh
French	Merci
Afrikaans	Dankie
Chinese	Hsiah hsiah
Philippines	Selemat po
Ghana (Africa)	Meda wase
Japanese	Arigat Gozaimasu
German	Danke

Primary Lesson 11
Applying the Lesson B: Role Play Situations

Act out the following situations with your classmates.

1. You come in from outside, all hot and thirsty. Your teacher offers you a drink.

- **What do you do?**
- **Who really provided the water?**
- **Do we need to thank Jesus too?**

2. You see your good score on a spelling test for the first time. Your friends are all pleased with their scores. As you congratulate each other, what will you say?

Primary Lesson 12
Bible Study

Let's use our Bibles to learn some more about how to worship God.

Matthew 17:1-8	
Psalms 16:11; 21:6; 89:15,16	
Habakkuk 2:20 Psalm 46:10	
Leviticus 19:30 Hebrews 12:28	

Primary Lesson 13
Bible Study

Look up the following Bible texts and learn some prophecies about Jesus.

PROPHECY	FULFILLMENT
Malachi 3:1	Mark 1:2-4
Micah 5:2	Matthew 2:3-6
Psalms 78:2	Matthew 13:34,35
Isaiah 53:4	Matthew 8:16,17
Psalms 22:18	John 19:23,24

Primary Lesson 13

Bible Study

Applying the Lesson: Scenario's

We have been talking about worshipping God by our praise. Read the following scenario's aloud. After each ask: "Is that person worshipping Jesus by what they are doing?" For what are they praising God?

1. Lea takes her dog for a walk and plays with him.

2. Melanie complains a lot about school after summer vacation.

3. Rylan runs to hug his dad when he comes home from work.

4. Cassandra makes faces at her brother during prayer.

5. Adura grabs a book away from his younger brother.

6. Sam obeys his mom quickly when she asks him to take out the trash.

7. Latrisse helps a classmate pick up books that fell off her desk.

8. Nick laughs at a boy whose eyes look different because he is blind.

Primary Lesson 13
Sharing the Lesson: Psalm Leaves

Write one thing for which you want to praise God on the leaf, then cut out the leaf. Decorate it.





**GraceLink/ Children's Sabbath School Department
Northern Conference of Seventh-day Adventists
Advent Centre
131 Oxford Road, Bedford Gardens, 2007
Tel (011) 616 6800
E-mail: children@nc.adventist.org
www.ncadventist.org**